



**INSTRUCTIONS FOR COMPLETING
THE TECHNICAL CERTIFICATIONS**

INTRODUCTION

To comply with the COVID-19 protocols and promote social distancing, the Federation has established that instead of the pre-race technical checks, participants will fill in three self-certification forms in which it will be declared that the car and all safety devices including the Conductor's clothing are compliant and used in compliance with the regulations. Randomly, at any time during the Event, the Scrutineers are obliged to carry out checks on the safety of the cars and the veracity of the declarations. Any false statements will result in exclusion from the tender and referral to the Federal Prosecutor.

The holder of the ACI-Sport passport (Competitor, Renter, Team, etc.) must sign and deliver, attaching an identification document, to a NATIONAL Technical Commissioner (even outside a competition field) the ANNUAL TECHNICAL CERTIFICATION (mod. CTA1) before participating in the first race of the year. This certification will be uploaded to the electronic passport and will be valid until 31 December of the current year. In the case of a passport issued by a foreign ASN, a copy of this certification, together with an identification document of the subscriber, must be delivered to the Technical Steward before each race. The certification can be delivered by a delegate with a written proxy and a photocopy of the delegating party's identification document and the delegate's original document.

The Competitor, for each event he intends to register for, must complete and sign the CERTIFICATION OF CAR SAFETY DEVICES (mod.CDSv2-xx); the module will be downloaded from the ACI-Sport website according to the car group. This form must be delivered, attaching a copy of the subscriber's identification document, to the Technical Steward within the established time. In the case of a competitor who is a legal person, the form can be signed by the Sporting Director or Coach who holds the ACI license (Article A-9.3 appendix 1 to the National Sporting Regulations). - Only for cars entered in a Championship, this certification will be valid for the entire duration of the Championship and only for the races of the same, moreover, whoever signs it undertakes to communicate promptly any changes to the car during the championship itself.

Each Driver, for each Event he intends to participate in, must complete and sign the SAFETY CLOTHING CERTIFICATION (mod. CAS3); the form can be downloaded from the ACI-Sport website. This form must be delivered, attaching a copy of the subscriber's identification document, to the Technical Steward within the established time. Only for Drivers / Coequipers registered in a Championship, this certification will be valid for the entire duration of the Championship and only for the races of the same, moreover, whoever signs it undertakes to promptly communicate any changes that occur during the Championship itself.

INSTRUCTIONS FOR COMPIATION THE CERTIFICATION OF VEHICLE SAFETY DEVICES (mod.CDSv2-xx)

Different modules are available depending on the vehicle group. Consult the attached table to determine the form to fill out.

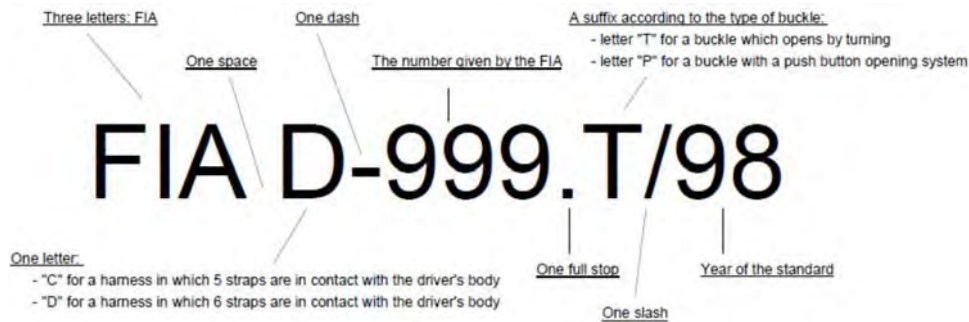
In section I, for each row of the table, check the OK box only if the devices indicated are present, compliant and installed according to the standards indicated. Some devices may not be mandatory for the type of race or the particular group.

Section II contains a table in which it is necessary to report the identification and validity data of some safety devices; in detail:

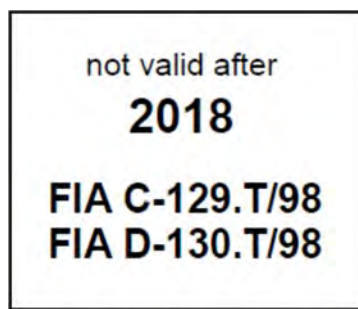
SAFETY BELTS - indicate the approval number and expiration date shown on the labels

The homologation number of the belts is indicated on all labels, which are always sewn close to the buckles. Depending on the FIA standard, the homologation number has different formats, in detail:

- The homologation number, FIA standard 8853/98 o 8854/98, shown on the label has the following format:



The labels vary according to the belt on which they are mounted can be of the following types:

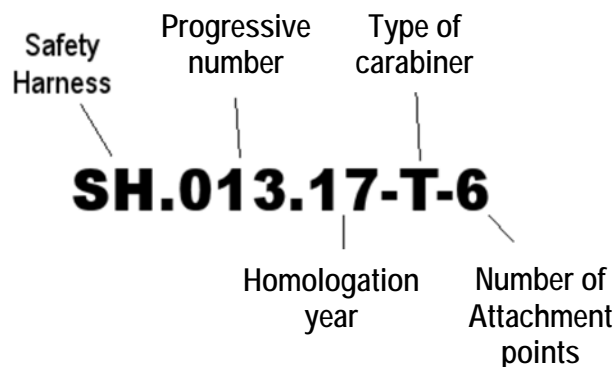


example of a FIA identification label

In compliance with: FIA Standard 8853/98 & 8854/98	
Manufacturer Name:	SCHROTH Safety Products GmbH <small>Im Ohl 14 • 59757 Arnsberg • Germany</small>
Serial N°:	 AA1300001
Homologation N°:	FIA B-137.T/98 FIA B-131.P/98 <small>with referring crotch straps:</small> FIA C-129.T/98 FIA C-132.P/98 FIA D-130.T/98 FIA D-133.P/98
Not valid after : 2018	

The complete code must be entered in the homologation number field of the form; it may happen (see example) that some belts have more than one homologation, in this case, it is sufficient to report only the one with the greater number after the horizontal dash among those present on ALL the installed belts (in the case of the example: FIA D -130.T / 98).

- for the standard FIA 8853-2016, the homologation number is always found on the labels sewn near the carabiners, composed as follows:



the form must be completed in full.

SEAT - indicate the omolation number and expiry date written on the label

On the seat you can find different types of labels, for example::



Label always shows the omologatio number (Homologation N °) which may have one of the following formats:
AS.xxx.xx o CS.xxx.xx

For seats built before 2013 it is possible that the date of manufacture is indicated instead of the expiry date.

EXTINGUISHING SYSTEM and HANDOPERATED FIRE EXTINGUISHER

Write the omolgotation number of the fire extinguisher and its expiry date on the form.

The homologation number is always shown on the label preceded by the EX code.

The handoperated fire extinguisher (where provided) may not be omologated, in this case write in the form the type of extinguishing product and the quantity, as indicated on the label.

SAFETY FUEL TANK

If the car is equipped with an approved safety tank, write the tank homologation number and its expiry date on the form. The data are shown both on the tank label and on the certificate that must be always present.

**INSTRUCTIONS FOR COMPILATION THE
SAFETY CLOTHING CERTIFICATION
(mod. CAS3)**

Each driver or coequiper must complete the form. The form provides for the possibility of indicating three items for each component. It is mandatory to indicate all possible items of clothing that will be used.

HELMET

In the first line indicate the FIA homologation standard which can be found on the FIA label affixed to the helmet. Consult the list of possible labels attached to this document. Possible standards are:

- 8858-2002 o 8858-2010 (Technical List N°41);
- 8859 (Technical List N°49);
- 8860-2004 o 8860-2010 (Technical List N°33);
- 8860-2018 o 8860-2018-ABP (Technical List N°69)

In the next line indicate the homologation number of the helmet or typel (see attached label table).

FRONTAL HEAD RESTRAINT SYSTEM FHR / HANS

In the first line indicate the FIA homologation standard which can be found on the FIA label affixed. Consult the list of possible labels attached to this document. Possible standards are:

- 8858-2002 o 8858-2010 (Technical List N°29);

In the next line indicate the homologation number of the frontal head restrant system (see attached label table).

OVERALL

In the first line indicate the FIA homologation standard which can be found on the FIA label affixed. Consult the list of possible labels attached to this document. Possible standards are:

- 8856-2000 (Technical List N°27);
- 8856-2018 (Technical List N° 74).

In the next line indicate the homologation number or type (see attached label table). The approval number begins with RS for the standard 8856-200 and DC for the standard for 8856- 2018.

UNDERWEAR, SOCKS, SHOES

In the first line indicate the FIA homologation standard which can be found on the FIA label affixed. Consult the list of possible labels attached to this document. Possible standards are:

- 8856-2000 (Technical List N°27);
- 8856-2018 (Technical List No 74).

In the next line indicate the homologation number or type (see attached label table). For the 8856-2000 standard there is no homologation number, report the make or type.

MATCHING GROUPS - FORMS FOR CERTIFICATION VEICHLA SAFETY'S DEVICES

GROUP	CODE	FORM
F3 - FIA (EXPIRED HOMOLOGATION)	F3-SO	CDSv2- C
F4 FIA	F4	CDSv2- C
F REGIONAL - FIA	FREC	CDSv2- C
OFF-ROAD - FIA	T2	CDSv2- F
LIGHT NATIONAL OFF-ROAD POLARIS	FNLP	CDSv2- F
NATIONAL OFF-ROAD VEHICLES STANDARD	FNN	CDSv2- F
NATIONAL OFF-ROAD VEHICLES PREPARED	FNA	CDSv2- F
FUORISTRADA PREPARATE - FIA	T1	CDSv2- F
GT CARS - FIA	GT3	CDSv2- GT
GT CARS GT1 - FIA (EXPIRED HOMOLOGATION)	GT1-S	CDSv2- GT
GT CARS GT2 - FIA (EXPIRED HOMOLOGATION)	GT2-S	CDSv2- GT
GT CARS GT4 - SRO	GT4	CDSv2- GT
GROUP A - FIA	A	CDSv2- A
GROUP ACCELERATION	ACC	CDSv2- A
GROUP TWIN CYLINDERS	BC	CDSv2- A
GROUP DTM - ADAC	DTM	CDSv2- B-SH
GROUP E1 - FIA	E1	CDSv2- A
GROUP E2 SILHOUETTE - FIA	E2-SH	CDSv2- B-SH
GROUP E2 SINGLE SEATER - FIA	E2-SS	CDSv2- C
GROUP E2 SPORT CARS - FIA	E2-SC	CDSv2- B-SC
GRUPPO GT PRODUCTION - FIA	RGT	CDSv2- A
GOUP N - FIA	N	CDSv2- A
SLALOM PROTOTYPES GROUP	PS	CDSv2- B-SC
GROUP R - FIA	R	CDSv2- A
SPECIAL SLALOM GROUP	SS	CDSv2- A
SPORT GROUP CN - FIA PRODUCTION	CN	CDSv2- B-SC
SPORT GROUP SLALOM PROTOTYPES	SPS	CDSv2- B-SC
SPORT RACING SR GROUP - FIA (EXPIRED HOMOLOGATION)	SR2-S	CDSv2- B-SC
SUPER TOURISM GROUP - FIA (EXPIRED HOMOLOGATION)	ST-SO	CDSv2- B-SH
SUPERSTARS GROUP	STS	CDSv2- B-SH
GROUP TCR - TCR int. GROUP	TCR	CDSv2- A
TOP TUNING GROUP	TOPT	CDSv2- A
AUTOCROSS SINGLE SEATER	MPA	CDSv2- E
SERIES PRODUCTION	PRODS	CDSv2- A
EVO PRODUCTION	PRODE	CDSv2- A
EXPIRED HOMOLOGATION - GROUP A	VSO-A	CDSv2- A
EXPIRED HOMOLOGATION - GROUP N	VSO-N	CDSv2- A
MAKE TROPHIES - SINGLE SEATER	TM-F	CDSv2- C
MAKE TROPHIES - GT	TM-GT	CDSv2- GT
MAKE TROPHIES - SILHOUETTE	TM-SH	CDSv2- B-SH
MAKE TROPHIES - TOURISM	TM-T	CDSv2- A
OFF-ROAD VEHICLES WITH AUTOMOTIVE ENGINE - CSAI	TH	CDSv2- F
OFF-ROAD VEHICLES WITH MOTORCYCLE ENGINE - CSAI	TM	CDSv2- F

INSTRUCTIONS FOR COMPLETING THE TECHNICAL CERTIFICATIONS

IMPROVED OFF-ROAD VEHICLES - FIA	T3	CDSv2- F
R1 NATIONAL	R1N	CDSv2- A
RACING START	START	CDSv2- A
RACING START PLUS	RSP	CDSv2- A
OFF-ROAD VEHICLES	VST	CDSv2- E
ZZ - HISTORIC CARS	*ARYV	CDSv2- S
ZZ - GROUP 24H SPECIAL	*24H-S	CDSv2- B-SH
ZZ - GROUP A SUPERSALITA	*AS	CDSv2- A
ZZ - GROUP FGR-RALLY	*FGR	CDSv2- A
ZZ - CARS E1 HILLCLIMB MAKE TROPHIES	*E1-M	CDSv2- A
ZZ - GROUP E	*VGE	CDSv2- A/B
ZZ - VEHICLES EXPIRED HOMOLOGATION	*VSO	CDSv2- A
ZZ - CARS SPORT NAZIONALE	*VSN	CDSv2- B-SC
ZZ - TOURISM CARS	*VTS	CDSv2- A
ZZ - TOURISM CARS ENDURANCE	*TUEN	CDSv2- A

SUMMARY OF HOMOLOGATED COMPONENT LABELS



SAFETY BELTS

Label example	standard FIA	Technical list	note
	8853/98 in use until 31.12.2012	24	
	8853/98 in use since 01.01.2013	24	the label with the serial number is sewn on the belt permanently connected to the quick release carabiner
	8853-2016	57	




SEAT

Label example	standard FIA	Technical list	note
	8855/99 in use until 31.12.2013	12	
	8855/99 in use since 01.01.2014	12	
	8855/99		validity extension label (the original label must always be present)



INSTRUCTIONS FOR COMPLETING THE TECHNICAL CERTIFICATIONS

		8862-2009	40	
---	---	-----------	----	--






SEAT BRACKETS

Esempio etichetta	standard FIA	Technical list	note
 	8862-2009 valid until 31.12.2021	40	the matching seat brackets is shown in the technical list
	8862-2009 valid until 01.01.2012	40	




RACING NETS

Label example	standard FIA	Technical list	note
 	8863-2013	48	



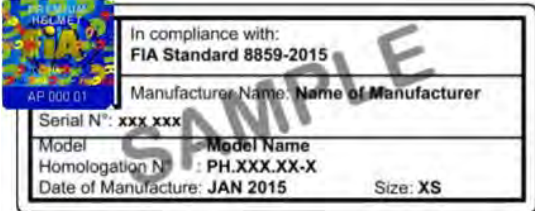

OVERALL (SUITS)

Label example	standard FIA	Technical list	note
	8856-2000 in use until 31.12.2012	TL27	
 	8856-2000 in use since 01.01.2013	TL 27	
 	8856-2018	TL74	



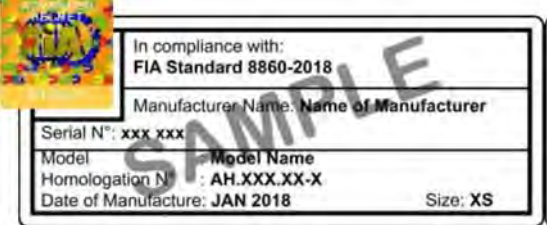
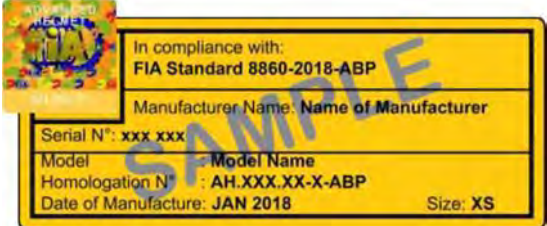
UNDERWEAR, BALACLAVA, SOCKS, SHOES AND GLOVES

Label example	standard FIA	Technical list	note
	8856-2000 in use until 31.12.2015		Write the make and type in place of the homologation
	8856-2000 in use since 01.01.2016		Write the make and type in place of the homologation
	8856-2018	TL74	


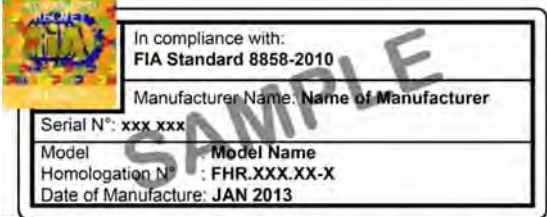
HELMETS

Label example	Homologation	Technical list	note
	FIA 8858-2002	TL41 parte II	in the homologation number field indicate the helmet model
	FIA 8858-2010	TL41 parte I	in the homologation number field indicate the helmet model
	FIA 8859-2015	TL49	
	FIA 8869-2004	TL33 parte II	in the homologation number field indicate the helmet model invalid after 31.12.2020

INSTRUCTIONS FOR COMPLETING THE TECHNICAL CERTIFICATIONS

 <p>In compliance with: FIA Standard 8860-2010</p> <p>Manufacturer: Helmet Company Model: ENV-D31 Homologation No: AH.XXX.XX-X Size: 57</p> <p>Serial No:</p>	8860-2010	TL33 parte I		
 <p>In compliance with: FIA Standard 8860-2010</p> <p>Manufacturer Name: Name of Manufacturer</p> <p>Serial N°: xxx xxx</p> <p>Model: Model Name Homologation N°: AH.XXX.XX-X Date of Manufacture: JAN 2013 Size: XS</p>	FIA 8860-2018 8860-2018-ABP	TL69		
 <p>In compliance with: FIA Standard 8860-2018</p> <p>Manufacturer Name: Name of Manufacturer</p> <p>Serial N°: xxx xxx</p> <p>Model: Model Name Homologation N°: AH.XXX.XX-X Date of Manufacture: JAN 2018 Size: XS</p>	 <p>In compliance with: FIA Standard 8860-2018-ABP</p> <p>Manufacturer Name: Name of Manufacturer</p> <p>Serial N°: xxx xxx</p> <p>Model: Model Name Homologation N°: AH.XXX.XX-X-ABP Date of Manufacture: JAN 2018 Size: XS</p>			

FRONTAL HEAD RESTRAINT SYSTEM FHR / HANS

Label example	standard FIA	Technical list	note
 <p>In compliance with: FIA Standard 8858-2010</p> <p>Manufacturer: Restraint Company Model: SFR-8E Homologation No: FHR.XXX.XX-X</p> <p>Serial No:</p>	FIA 8858-2010	TL29 parte I	
 <p>In compliance with: FIA Standard 8858-2010</p> <p>Manufacturer Name: Name of Manufacturer</p> <p>Serial N°: xxx xxx</p> <p>Model: Model Name Homologation N°: FHR.XXX.XX-X Date of Manufacture: JAN 2013</p>		TL29 parte I	in the approval number field indicate the model